

CHAIN LINK LUX[®] FENCE



OUTSTANDING

- Mesh for multiple applications
- High impact resistant mesh
- Long useful life
- Versatile multiple application system

TECHNICAL FEATURES

POSTS AND ACCESSORIES

- Lux type post 50 or Lux 80-1.5mm, average thickness, depending on heights, provided with longitudinal rack for fixing accessories and the necessary clamps to bear the tension of the wires and meshes. Low carbon sheet, in accordance with the EN-10327 standard. Pull strength of 300 to 500 N/mm²
- Accessories fastened to the rack by means of a fixing screw
- Polypropylene cap which is not degradeable by the weather elements
- Reinforced galvanized wires fixed to the posts in order to avoid possible lengthwise sliding

CHAIN LINK MESH

- Single wire twist rhomboidal shape mesh (chainlink), manufactured with wire of a minimum strength of 400 N/mm²
- 25m length rolls for fences of height 1m00, 1m50 and 2m00

FENCE HEIGHT	END POST TENSION ANGLE				MID POST			TENSION WIRE ROWS
	TYPE	THICKNESS	N° BRACKETS	N° STAPLES	TYPE	THICKNESS	N° STAPLES	
1m00	LUX 50	1,3mm/t.a.	3	12	LUX 50	1,3mm/t.a.	4	2
1m50	LUX 50	1,3mm/t.a.	4	18	LUX 50	1,3mm/t.a.	5	3
2m00	LUX 50	1,3mm/t.a.	4	24	LUX 50	1,3mm/t.a.	5	3
3m00	LUX 80	1,5mm/t.a.	5	36	LUX 80	1,5mm/t.a.	7	4
4m00	LUX 80	1,5mm/t.a.	6	48	LUX 80	1,5mm/t.a.	9	5

APPLICATION PLACES



TYPE OF MESH	FENCE HEIGHT	MESH FINISH	MESH GAP
50/14 2,00mm	1m00 1m50 2m00 3m00	Galvanized	50
50/16 2,70mm		Galvanized	50
40/17 coated 3,00mm		Galvanized + coated	40
50/17 coated 3,00mm		Galvanized + coated	50

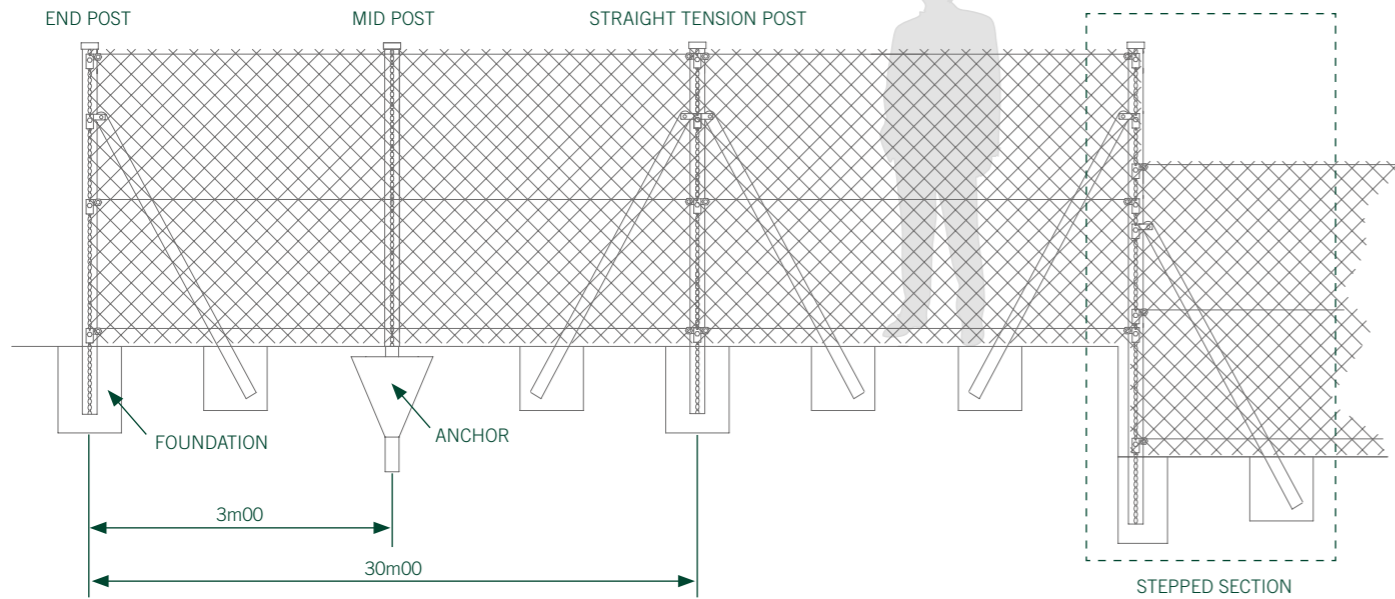
ASSEMBLY

STRAIGHT SECTION

The end posts are installed at the beginning and the end of the fence, the mid posts every 3m and the tension posts every 30 m of straight section. In hard or highly compacted soil the foundation may be optionally substituted by an anchoring system that is mechanically driven into the soil, the post being less than or greater than the useful height of the fence.

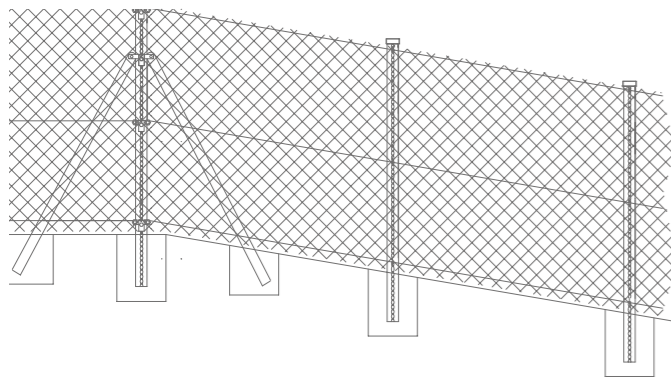
STEPPED SECTION

On the steps install the longest post (normal length + step height) on the lower part of the fence and clamp the mesh to the upper and lower sections of the mesh. Install twice the number of brackets for the tension wires and struts on the post.



SLOPED SECTION

On the level changes of the fence, in other words when the gradient of the slope changes, install a straight tension post. The posts on the slanted sections of the fence must be vertically levelled, so that they are oblique to the direction of the tension wires (parallel to the ground) and to the mesh.



SECTION WITH EXTENSION ARM FOR BARBED WIRE

Optional installation of barbed wire for security fences. Supplement with a slanted arm for installing the necessary brackets and staples for the barbed wire.

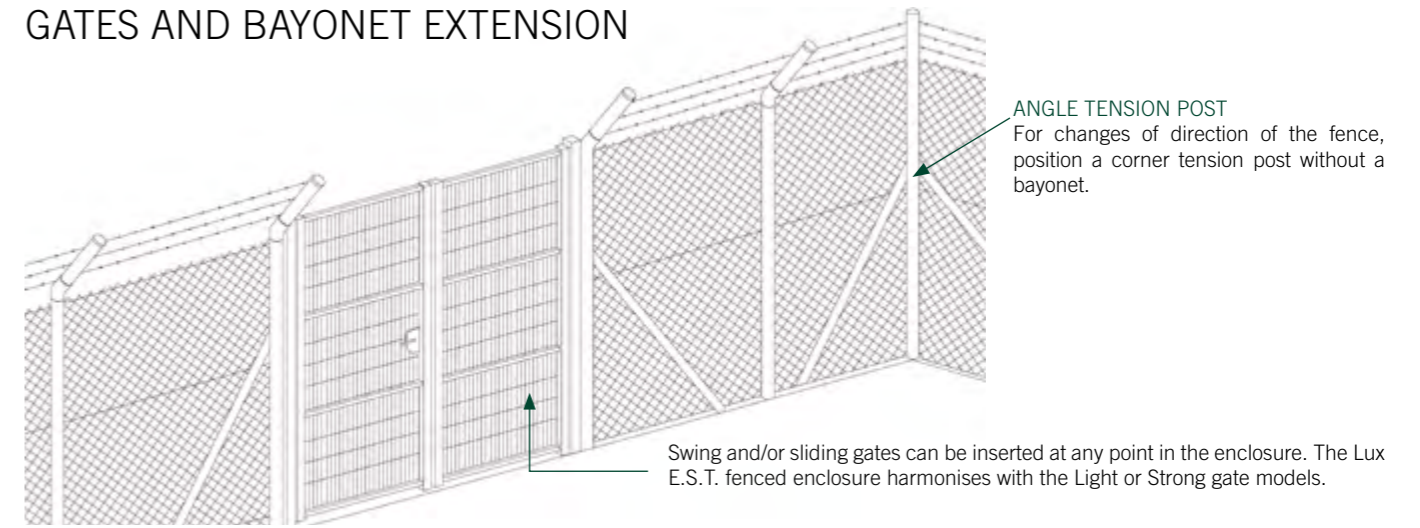
ADDITIONAL SINGLE INCLINED EXTENSION BRACKET WITH BARBED WIRE



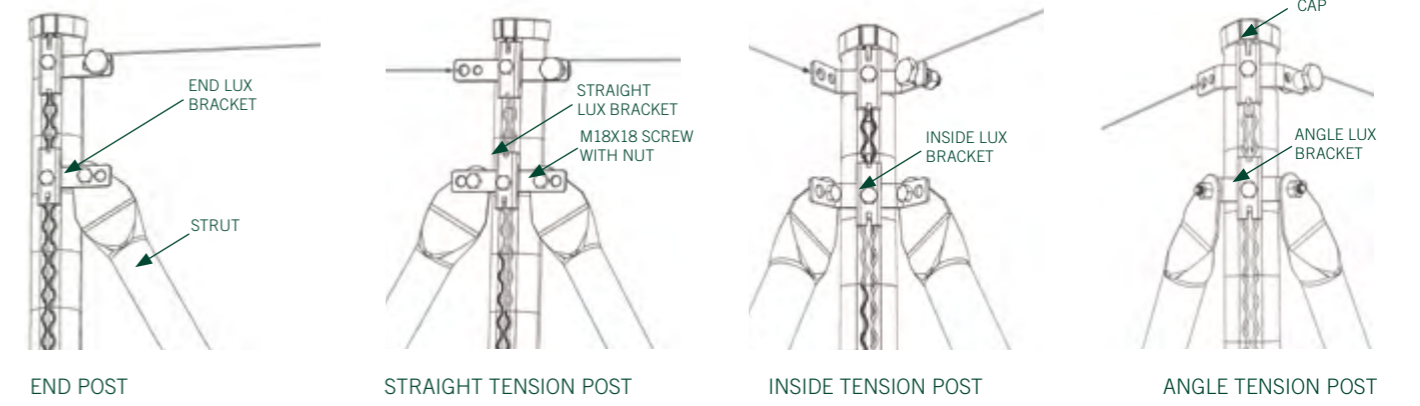
ADDITIONAL DOUBLE INCLINED EXTENSION BRACKET WITH BARBED WIRE (ONLY FOR LUX-80 TUBE)



GATES AND BAYONET EXTENSION




POSTS AND ACCESSORIES



ANTICORROSION COATING

POSTS AND ACCESSORIES

- Galvanised and plastic coated using the Rivisa Protecline anticorrosion coating system.
- Minimum thickness: 100 microns
- Option of applying the Rivisa Protecline Plus plastic coating, which prolongs the useful life of the materials by 30%



MESH

- Single wire twist rhomboidal shape mesh (chainlink), manufactured with wire of a minimum strength of 400N/mm², standard galvanised quality (60gr ZN/m²) or triple reinforced galvanised (240gr Zn/m²), with mesh widths of 40 or 50mm
- Single twist galvanised and plastic coated mesh with a minimum thickness layer of 0.5mm, with mesh width of 40 or 50mm

- Colors:
- galvanized
 - green RAL-6005

