



OUTSTANDING

- Rapid erection, without fastening fittings between post and frame
- Rigidity and quality of the materials
- Exceptional life thanks to the anticorrosion coating
- Complete system

TECHNICAL FEATURES

POST

- Post type Ritmo 1,2mm of thickness ($I/V=5,46\text{cm}^3$). Profile specially shaped to help the installation of the pannels. The pannels are inserted directly into the notches that are specifically designed to support and adjust the fence
- Steel carbon plate according to the EN-10327 standard
- Tensile strenght from 300 to 400 N/mm²
- Posts provided with polypropylene cap which is not degradable by the weather elements

PANEL

- Welded woven wire pannels with multiple knots to increase rigidity
- Dimensions of the pannels: 200/55
- Wire diameter: 5mm
- Defensive spike finishing on top or bottom following pannel orientation

APPLICATION PLACES

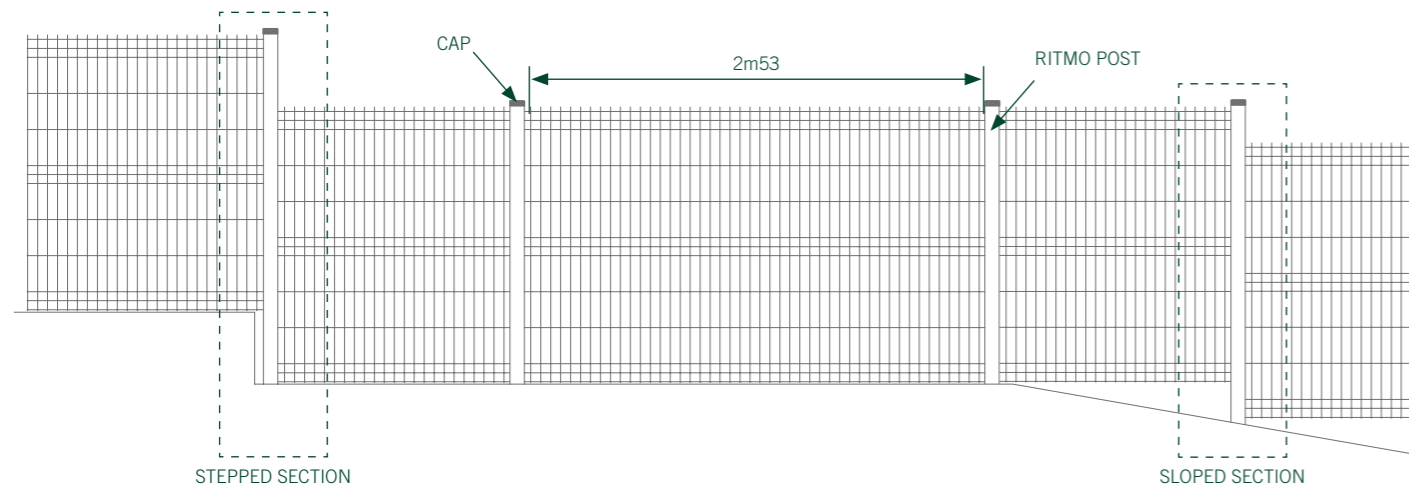


*except for sporting areas

FENCE HEIGHT	PANNEL		POST		FOLDS	RITMO KEYS x POST	DISTANCE BETWEEN POST AXIS
	LENGTH	HEIGHT	TYPE	TOTAL LENGTH			
0m60	2m495	0m63	RITMO 1,2mm	0m90	2	2	2m53
1m00		1m03	RITMO 1,2mm	1m50	2	4	
1m20		1m23	RITMO 1,2mm	1m70	2	4	
1m50		1m43	RITMO 1,2mm	2m00	2	4	
1m80		1m73	RITMO 1,2mm	2m30	3	4	
2m00		1m93	RITMO 1,2mm	2m50	3	4	
2m40		2m43	RITMO 1,2mm	2m90	4	4	
					4	4	

ASSEMBLY

STRAIGHT SECTION



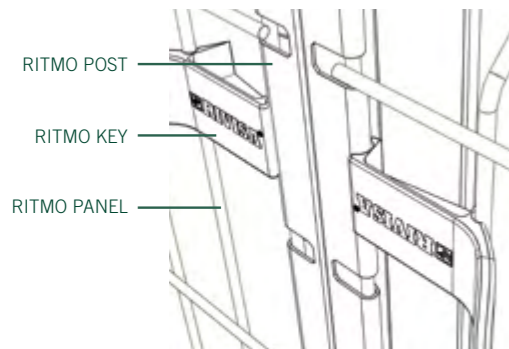
STEPS SECTION

Install the longest post (normal length + step) on the lower part and attach both the upper and the lower panels to it by means of twice the number of brackets.

SLOPED SECTION

Install the longest post (normal length + slope) on the lower part and attach both the upper and the lower panels to it by means of twice the number of brackets.

RITMO KEY

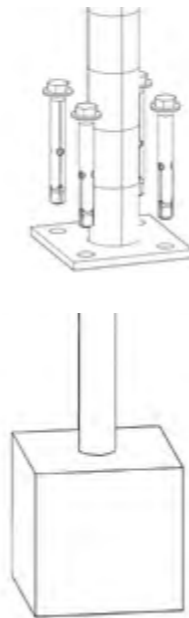


Locking part to secure the panels while the concrete hardens at the bottom of the posts, it is reusable and once the concrete has hardened it must be removed.

ANCHORING SYSTEM

BASE PLATE

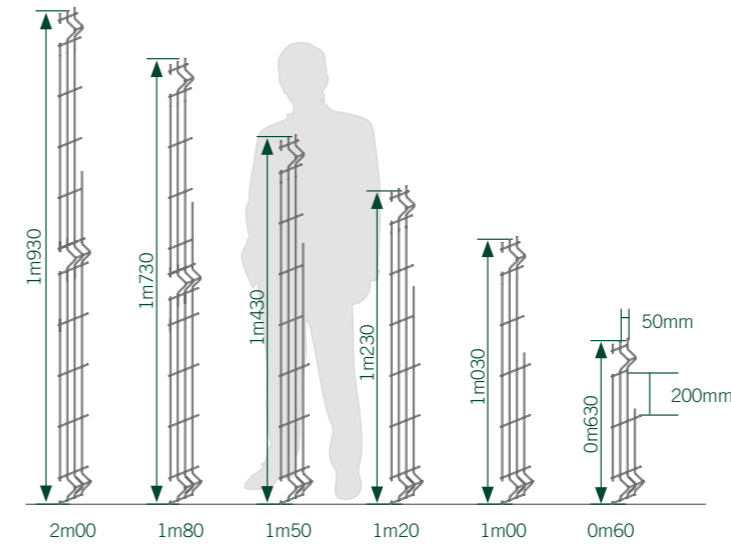
Optional installation of a base plate, for installing the post on a concrete wal. Dimension of a plate 120x120x6mm.



FOUNDATION

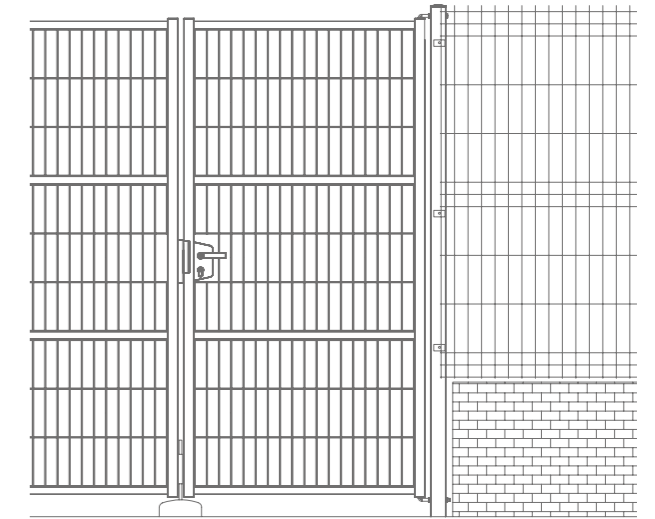
On the ground or wall surfaces, the foundations of the posts can be made using concrete.

SIDE VIEW



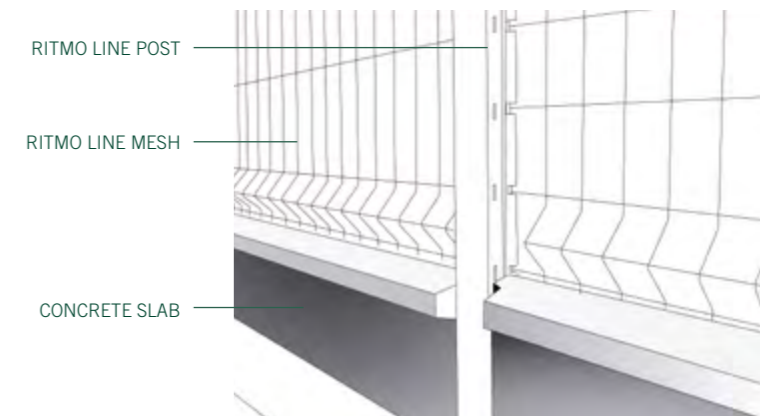
GATES

The Ritmo system harmonises perfectly with the Light swing gate system and the Classic Sliding gates.



CONCRETE BASE WALL

It is possible to include a concrete slab 500mm high and 40mm thick between the line posts to act as a wall. No civil works needed.



ANTICORROSION COATING

All the materials of the Ritmo system are hot dip galvanised and plastic coated with Rivisa Protecline anticorrosion coating system.

- Minimum thickness: 100 microns
- Option of applying the Rivisa Protecline Plus plastic coating, which prolongs the useful life of the materials by 30%
- Available in several colours from the Rivisa RAL chart. Colors:

- white RAL-9016
- green RAL-6005
- gray anthracite RAL 7016
- ⊕ for other colours, see the Rivisa RAL chart

