



MOBILE FENCES

MOBILE FENCES

OUTSTANDING

- Quality of the materials
- Durability of the different models
- Flexibility and efficiency in transport
- Reflective band for road signs

Technical features

Mobile fences offer versatile, durable, and easy-to-assemble solutions for temporary enclosures at construction sites, events, and transit areas. Their robust design allows for efficient transport and quick installation in various environments. Available in multiple models, they adapt to a wide range of security and control needs.

The range includes five models:

- Universal Mobile Fence rigidity provided by folded panels
- Quattro Tubi Mobile Fence high resistance, suitable for large-scale construction
- Lightweight Mobile Fence reduced-weight structure for easier handling
- Pedestrian Mobile Fence ideal for crowd control

Application places

Highways
& roads
Construction
& public
works
Personal
control
Fairs &
exhibitions

UNIVERSAL MOBILE FENCE




FEATURES

- Universal mobile fence measuring 2.00 m in height and 3.50 m in width, with a panel folded longitudinally to provide greater rigidity and the distinctive 3D effect of this fence. Assembly is simple thanks to the integrated fastening ring.
- Applications: public and private construction sites, fairs, exhibitions, traffic control, and signage..

PANEL HEIGHT	LENGTH	NOMINAL HEIGHT*
	3m50	2m00
WIRE DIAMETER	VERTICAL	HORIZONTAL
	3,40mm	3,40mm
N°. OF FOLDS	4 uds.	
POST Ø X LENGTH	40mm x 1900mm	
MESH SIZE	150 x 110mm	
WEIGHT	12 Kg	

The actual height of the fence varies depending on the length of the Ø40 mm posts.



LIGHTWEIGHT MOBILE FENCE




FEATURES


- Lightweight reinforced fence measuring 2.00 m in height and 3.50 m in width, made with Ø3.4 mm wire and featuring 4 longitudinal folds that provide greater rigidity and durability. Assembly is simple thanks to the integrated fastening ring.
- Applications: recommended for areas where a lightweight and manageable fence is required. It can be used in both urban and industrial applications and is suitable for fairs, conferences, and sporting events.

PANEL HEIGHT	LENGTH	NOMINAL HEIGHT*
	3m50	2m00
WIRE DIAMETER	VERTICAL	HORIZONTAL
	3,4mm	3,4mm
Nº. OF FOLDS	4 uds.	
POST Ø X LENGTH	40mm x 1900mm	
MESH SIZE	150x230mm	
WEIGHT	10 Kg	

The actual height of the fence varies depending on the length of the Ø40 mm posts.



QUATTRO TUBI MOBILE FENCE

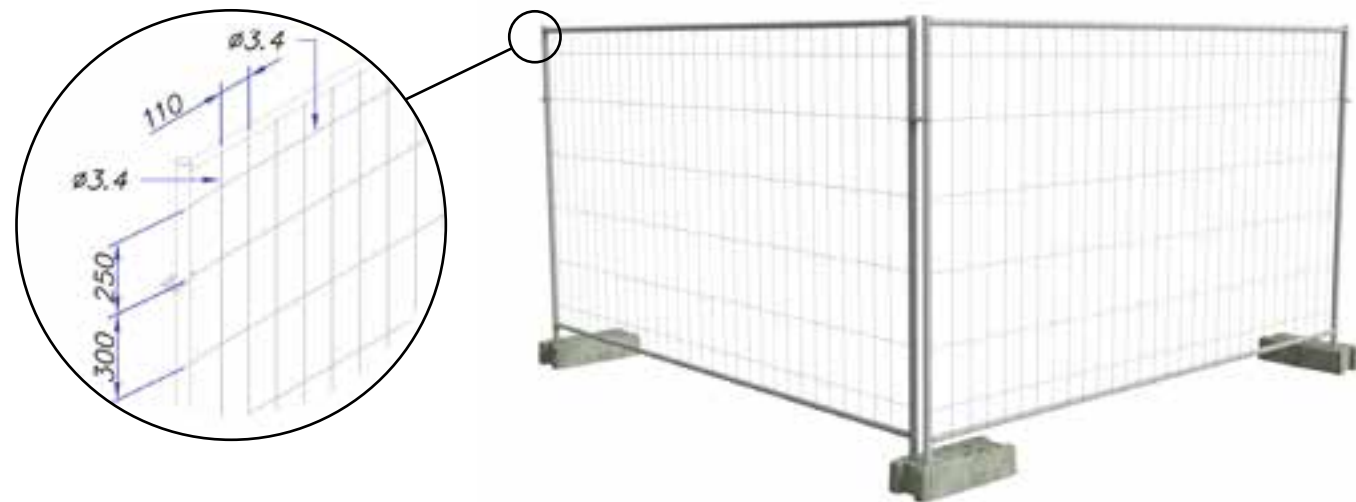


FEATURES

- Fence measuring 2.00 m in height and 3.50 m in width, made with horizontal tubes of Ø20 mm to improve the frame's strength and resistance. Assembly is simple thanks to the integrated fastening ring.
- Applications: this is the most durable mobile fence model and is particularly suited for large urban construction projects and situations requiring a high level of robustness.

PANEL HEIGHT	LENGTH	NOMINAL HEIGHT*
	3m50	2m00
WIRE DIAMETER	VERTICAL	HORIZONTAL
	3,40mm	3,40mm
HORIZONTAL POST Ø	20mm	
POST Ø X LENGTH	40mm x 1900mm	
MESH SIZE	300 x 110mm	
WEIGHT	18 Kg	

The actual height of the fence varies depending on the length of the Ø40 mm posts.



PEDESTRIAN MOBILE FENCE

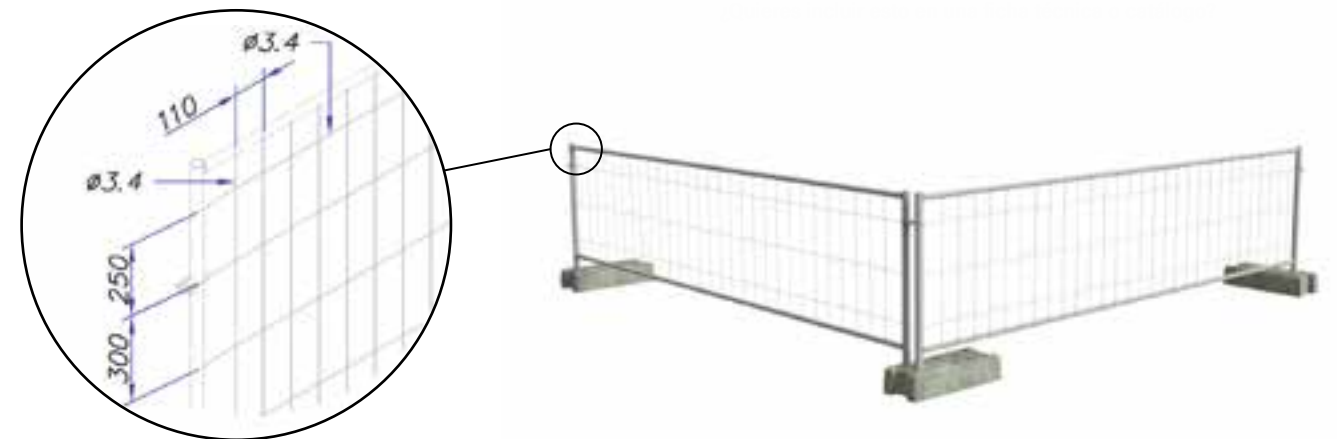


FEATURES

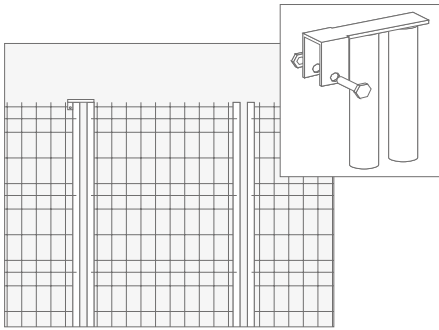
- Fence measuring 1.00 m in height and 3.42 m in width, made with horizontal tubes of Ø20 mm to enhance the frame's strength and resistance. Assembly is simple thanks to the integrated hook for connecting fences.
- Applications: this mobile fence model has a wide range of uses, such as marking the boundaries of construction zones, gardens, work areas, and events, as well as managing crowds and ensuring safety in public spaces.

PANEL HEIGHT	LENGTH	NOMINAL HEIGHT*
	3m50	1m10
WIRE DIAMETER	VERTICAL	HORIZONTAL
	3,40mm	3,40mm
HORIZONTAL POST Ø	20mm	
POST Ø X LENGTH	40mm	
MESH SIZE	300 x 110mm	
WEIGHT	10 Kg	

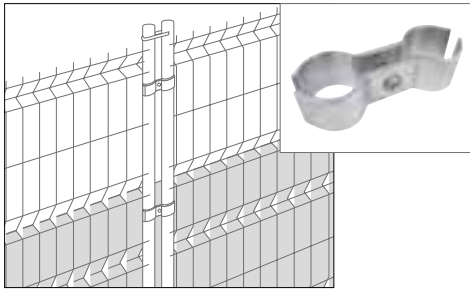
The actual height of the fence varies depending on the length of the Ø40 mm posts.



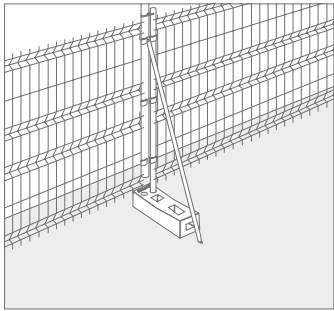
MOBILE FENCE GATE
Gates with adjustable openings that can be attached at any point of the enclosure and are transportable. The coupling is done using hinges adaptable to any frame, with sizes ranging from 1.00m to 3.50m.



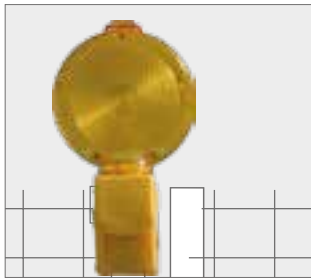
SECURITY CLAMP
Connection of the frames with a security clamp and an indestructible screw.
Possibility to fix a reinforcing bar.



SECURITY BRACING BAR
Bracing bar to reinforce stability, along with a tightening clamp with a screw.



WARNING LIGHT



REFLECTIVE TAPE



CONCRETE BASE



Weight 36 Kg

Weight 25 Kg